


FHNB LLC

Client Lic#: 30 N Gould st # 11607 Sherdian, WY 82801
 FHNB LLC



Compliance for Retail: **PASS**

watermelon splash

Total Sample Received:
 Total Units Received: 1

Date Sampled: 03/03/2026
 Date Received: 03/03/2026
 Date Reported: 03/05/2026

Sample ID: T6C0159-01 CCB ID: WSPB1
 Matrix: Edibles

Safety Summary

Foreign Materials NOT TESTED	Heavy Metals NOT TESTED	Microbials NOT TESTED	Moisture Content NOT TESTED	Mycotoxins NOT TESTED
Pesticides NOT TESTED	Residual Solvents NOT TESTED	Terpenes NOT TESTED	Water Activity NOT TESTED	Vitamins Supplements NOT TESTED

Potency Summary

Cannabinoids

Date Prepared: 03/04/2026 08:58 Prep ID: 4599 Specimen Wt: 0.511 g
 Date Analyzed: 03/05/2026 02:28 Analyst ID: 5047 Instrument: HPLC VWD
 Lab Batch: 2610067 Prep/Analysis Method: SOP 1357

Analyte	Dilution	Results	mg/Serving	mg/Unit
		%	mg	mg
Cannabichromene (CBC)	1	ND	N/A	N/A
Cannabidiol (CBD)	1	ND	N/A	N/A
Cannabidiolic acid (CBDA)	1	0.0157	N/A	N/A
Cannabidivarin (CBDV)	1	ND	N/A	N/A
Cannabigerol (CBG)	1	ND	N/A	N/A
Cannabigerolic acid (CBGA)	1	0.142	N/A	N/A
Cannabinol (CBN)	1	ND	N/A	N/A
d8 - Tetrahydrocannabinoid (d8-THC)	1	ND	N/A	N/A
d9 - Tetrahydrocannabinoid (d9-THC)	1	0.133	N/A	N/A
d9 - Tetrahydrocannabinolic acid (THCA)	50	81.0	N/A	N/A
Tetrahydrocannabivarin (THCV)	1	ND	N/A	N/A
d10 - Tetrahydrocannabinoid (d10-THC)	1	ND	N/A	N/A
Total THC		71.2	0.000	0.000
Total CBD		0.0138	0.000	0.000
Total Cannabinoids		81.3	0.000	0.000

Total THC= THCa * 0.877 + d9-THC. Total CBD= CBDA * 0.877 + CBD.
 mg/Unit = Unit Weight g * Total THC/CBD mg/g
 LOD = Limit of Detection; ND = Not Detected.
 Serving Size: g
 Unless otherwise stated all quality control samples performed within specifications established by the Laboratory.

TL Laboratories

10350 Fisher Ave, Tampa, Florida 33619
 813-726-3103 / www.terlifelabs.com


Brian C. Spann
 Laboratory Director



The data contained therein are based on sound scientific analytical procedures and judgment. TL Laboratories strives to deliver high quality results. This report shall not be reproduced without written consent from TL Laboratories. The results of this report relate only to the material or product received and analyzed. Test Results are confidential unless explicitly waived otherwise. This laboratory is accredited in accordance with the recognised International Standard ISO/IEC 17025. This accreditation demonstrates technical competence for a defined scope and the operation of a laboratory quality management system (refer to joint ISO/ILAC-IAF Communiqué dated April 2017)

FHNB LLC

Client Lic#: 30 N Gould St # 11607 Sheridan, WY 82801
FHNB LLC



Compliance for Retail: **PASS**

watermelon splash

Total Sample Received:
Total Units Received: 1

Date Sampled: 03/02/2026
Date Received: 03/02/2026
Date Reported: 03/08/2026

Sample ID: T6C0074-01 CCB ID: WSPB1
Matrix: Edibles

Foreign Materials NOT TESTED	Heavy Metals PASS	Microbials PASS	Moisture Content NOT TESTED	Mycotoxins NOT TESTED
Pesticides PASS	Residual Solvents PASS	Terpenes NOT TESTED	Water Activity NOT TESTED	Vitamins Supplements NOT TESTED

TL Laboratories

10350 Fisher Ave, Tampa, Florida 33619
813-726-3103 / www.terlifelabs.com

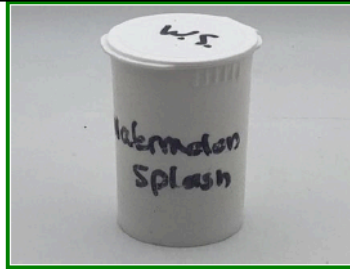
Brian C. Spann
Laboratory Director



The data contained therein are based on sound scientific analytical procedures and judgment. TL Laboratories strives to deliver high quality results. This report shall not be reproduced without written consent from TL Laboratories. The results of this report relate only to the material or product received and analyzed. Test Results are confidential unless explicitly waived otherwise. This laboratory is accredited in accordance with the recognised International Standard ISO/IEC 17025. This accreditation demonstrates technical competence for a defined scope and the operation of a laboratory quality management system (refer to joint ISO/ILAC-IAF Communiqué dated April 2017)

FHNB LLC

Client Lic#: 30 N Gould st # 11607 Sherdian, WY 82801
 FHNB LLC



Compliance for Retail: **PASS**

watermelon splash

Total Sample Received: Date Sampled: 03/02/2026
 Total Units Received: 1 Date Received: 03/02/2026
 Date Reported: 03/08/2026

Sample ID: T6C0074-01 CCB ID: WSPB1
 Matrix: Edibles

Pesticides

Pass

Prep Method: SOP 1363	Batch	Instrument	Analyzed	Analyst	Prepped	Prepped By	Specimen Wt. (g)	Analysis SOP
Pesticide LCOQQ	2610070	LCMSMS	3/8/2026 12:45:28AM	2670-10986	3/4/2026 10:15:00AM	4599	1.02	SOP1350
* Pesticides GCOQQ	2603CBR0029-004	GCMSMS	3/7/2026 9:44:00AM	071	3/4/2026 3:24:00PM	071	1.0133	TM-003 Pesticides

Analyte	DIL	Action Limit	LOD	Results	Status	Analyte	DIL	Action Limi	LOD	Results	Status
			ppb	ppb	ppb				ppb	ppb	ppb
Abamectin	1	300	30.0	ND	Pass	Imidacloprid	1	3000	300	ND	Pass
Acephate	1	3000	300	ND	Pass	Kresoxim-methyl	1	1000	100	ND	Pass
Acequinocyl	1	2000	200	ND	Pass	Malathion	1	2000	200	ND	Pass
Acetamiprid	1	3000	300	ND	Pass	Metalaxyl	1	3000	300	ND	Pass
Aldicarb	1	100	10.0	ND	Pass	Methiocarb	1	100	10.0	ND	Pass
Azoxystrobin	1	3000	300	ND	Pass	Methomyl	1	100	10.0	ND	Pass
Bifenazate	1	3000	300	ND	Pass	Mevinphos	1	100	10.0	ND	Pass
Bifenthrin	1	500	50.0	ND	Pass	Myclobutanil	1	3000	300	ND	Pass
Boscalid	1	3000	300	ND	Pass	Naled	1	500	50.0	ND	Pass
Carbaryl	1	500	50.0	ND	Pass	Oxamyl	1	500	50.0	ND	Pass
Carbofuran	1	100	10.0	ND	Pass	Pacllobutrazol	1	100	10.0	ND	Pass
Chlorantraniliprole	1	3000	300	ND	Pass	Permethrin	1	1000	100	ND	Pass
Chloromequat Chloride	1	3000	300	ND	Pass	Phosmet	1	200	20.0	ND	Pass
Chlorpyrifos	1	100	10.0	ND	Pass	Piperonyl butoxide	1	3000	300	ND	Pass
Clofentezine	1	500	50.0	ND	Pass	Prallethrin	1	400	40.0	ND	Pass
Coumaphos	1	100	10.0	ND	Pass	Propiconazole	1	1000	100	ND	Pass
Cyfluthrin	1	1000	100	ND	Pass	Propoxur	1	100	10.0	ND	Pass
Cypermethrin	1	1000	100	ND	Pass	Pyrethrins	1	1000	100	ND	Pass
Daminozide	1	100	10.0	ND	Pass	Pyridaben	1	3000	300	ND	Pass
Diazinon	1	200	20.0	ND	Pass	Spinetoram, total	1	3000	300	ND	Pass
Dichlorvos	1	100	10.0	ND	Pass	Spinosad, total	1	3000	300	ND	Pass
Dimethoate	1	100	10.0	ND	Pass	Spiromesifen	1	3000	300	ND	Pass
Dimethomorph	1	3000	300	ND	Pass	Spirotetramat	1	3000	300	ND	Pass
Ethoprophos	1	100	10.0	ND	Pass	Spiroxamine	1	100	10.0	ND	Pass
Etofenprox	1	100	10.0	ND	Pass	Tebuconazole	1	1000	100	ND	Pass
Etoxazole	1	1500	150	ND	Pass	Thiacloprid	1	100	10.0	ND	Pass
Fenhexamid	1	3000	300	ND	Pass	Thiamethoxam	1	1000	100	ND	Pass
Fenoxycarb	1	100	10.0	ND	Pass	Trifloxystrobin	1	3000	300	ND	Pass
Fenpyroximate	1	2000	200	ND	Pass	Captan*	1	3000	300	ND	Pass
Fipronil	1	100	10.0	ND	Pass	Chlordane*	1	100	10.0	ND	Pass
Fonicamid	1	2000	200	ND	Pass	Chlorfenapyr*	1	100	10.0	ND	Pass
Fludioxonil	1	3000	300	ND	Pass	Methyl parathion*	1	100	10.0	ND	Pass
Hexythiazox	1	2000	200	ND	Pass	Pentachloronitrobenzene*	1	200	20.0	ND	Pass
Imazalil	1	100	10.0	ND	Pass						

LOD = Limit of Detection; ND = Not Detected.
 Unless otherwise stated all quality control samples performed within specifications established by the Laboratory.
 * - GCMSMS Pesticides

TL Laboratories


10350 Fisher Ave, Tampa, Florida 33619
 813-726-3103 / www.terpilifelabs.com

Brian C. Spann
 Laboratory Director



FHNB LLC

Client Lic#: 30 N Gould St # 11607 Sheridan, WY 82801
FHNB LLC



Compliance for Retail: **PASS**

watermelon splash

Total Sample Received:
 Total Units Received: 1

Date Sampled: 03/02/2026
 Date Received: 03/02/2026
 Date Reported: 03/08/2026

Sample ID: T6C0074-01 CCB ID: WSPB1
 Matrix: Edibles

Microbials

Pass

Date Prepared: 03/03/2026 12:06 Prep ID: 1093 Specimen Wt: 1.00 g
 Date Analyzed: 03/04/2026 11:11 Analyst ID: 1093 Instrument: qPCR
 Lab Batch: 2610046 Analysis Method: SOP1353/1364/1362

Analyte	Action Limit	LOD	Results	Status
	cfu/g	cfu/g	cfu/g	
Aspergillus Flavus	1.00	1	Absent in 1 gram	Pass
Aspergillus Fumigatus	1.00	1	Absent in 1 gram	Pass
Aspergillus Niger	1.00	1	Absent in 1 gram	Pass
Aspergillus Terreus	1.00	1	Absent in 1 gram	Pass
Salmonella	1.00	1	Absent in 1 gram	Pass
Shiga Toxin producing E. Coli	1.00	1	Absent in 1 gram	Pass
Total Yeast and Mold	100000	10000	ND	Pass

LOD = Limit of Detection; ND = Not Detected.
 Unless otherwise stated all quality control samples performed within specifications established by the Laboratory.

Heavy Metals

Pass

Date Prepared: 03/03/2026 12:06 Prepped By: 1094 Specimen Wt: 0.67 g
 Date Analyzed: 03/04/2026 20:02 Analyzed By: 10198 Instrument: ICPMS
 Lab Batch: 2610044 Prep Method: SOP 1362 Analysis Method: SOP1358

Analyte	DIL	Action Limit	LOD	Results	Status
		ppb	ppb	ppb	
Arsenic	1	1500	150	ND	Pass
Cadmium	1	500	50.0	ND	Pass
Lead	1	500	50.0	ND	Pass
Mercury	1	3000	300	ND	Pass
Total				0.00	

LOD = Limit of Detection; ND = Not Detected.
 Unless otherwise stated all quality control samples performed within specifications established by the Laboratory.

TL Laboratories

10350 Fisher Ave, Tampa, Florida 33619
 813-726-3103 / www.terpilifelabs.com


Brian C. Spann
 Laboratory Director



The data contained therein are based on sound scientific analytical procedures and judgment. TL Laboratories strives to deliver high quality results. This report shall not be reproduced without written consent from TL Laboratories. The results of this report relate only to the material or product received and analyzed. Test Results are confidential unless explicitly waived otherwise. This laboratory is accredited in accordance with the recognised International Standard ISO/IEC 17025. This accreditation demonstrates technical competence for a defined scope and the operation of a laboratory quality management system (refer to joint ISO/ILAC-IAF Communiqué dated April 2017)

FHNB LLC

Client Lic#: 30 N Gould St # 11607 Sheridan, WY 82801
 FHNB LLC



Compliance for Retail: **PASS**

watermelon splash

Total Sample Received:
 Total Units Received: 1

Date Sampled: 03/02/2026
 Date Received: 03/02/2026
 Date Reported: 03/08/2026

Sample ID: T6C0074-01 CCB ID: WSPB1
 Matrix: Edibles

Residual Solvents

Pass

Date Prepared: 03/03/2026 13:26 Prep ID: 11083 Specimen Wt: 0.05 g
 Date Analyzed: 03/04/2026 20:34 Analyst ID: 2447 Instrument: GCMSMS Headspace
 Lab Batch: 2610051 Analysis Method: SOP1361

Analyte	DIL	Action Limit	LOD	Results	Status
		ppm	ppm	ppm	
1,1-Dichloroethene	1	8.00	0.800	ND	Pass
1,2-Dichloroethane	1	2.00	0.200	ND	Pass
Acetone	1	750	75.0	ND	Pass
Acetonitrile	1	60.0	6.00	ND	Pass
Benzene	1	1.00	0.100	ND	Pass
Butane	1	5000	500	ND	Pass
Chloroform	1	2.00	0.200	ND	Pass
Ethanol	1	5000	500	ND	Pass
Ethyl acetate	1	400	40.0	ND	Pass
Ethyl ether	1	500	50.0	ND	Pass
Ethylene oxide	1	5.00	0.500	ND	Pass
Heptane	1	5000	500	ND	Pass
Hexane	1	250	25.0	ND	Pass
Isopropyl alcohol	1	500	50.0	ND	Pass
Methanol	1	250	25.0	ND	Pass
Methylene chloride	1	125	12.5	ND	Pass
Pentane	1	750	75.0	ND	Pass
Propane	1	5000	500	ND	Pass
Toluene	1	150	15.0	ND	Pass
Xylenes, total	1	150	15.0	ND	Pass
Trichloroethylene	1	25.0	2.50	ND	Pass

LOD = Limit of Detection; ND = Not Detected.
 Unless otherwise stated all quality control samples performed within specifications established by the Laboratory.

TL Laboratories

10350 Fisher Ave, Tampa, Florida 33619
 813-726-3103 / www.terplifelabs.com

Brian C. Spann
 Laboratory Director



The data contained therein are based on sound scientific analytical procedures and judgment. TL Laboratories strives to deliver high quality results. This report shall not be reproduced without written consent from TL Laboratories. The results of this report relate only to the material or product received and analyzed. Test Results are confidential unless explicitly waived otherwise. This laboratory is accredited in accordance with the recognised International Standard ISO/IEC 17025. This accreditation demonstrates technical competence for a defined scope and the operation of a laboratory quality management system (refer to joint ISO/ILAC-IAF Communiqué dated April 2017)